

Technical data

Nominal Voltage	U_N	24 V
Operating Voltage	U_{OP}	18 V...30 V
Voltage Drop	ΔU	≤ 100 mV @ IN
Pull- In Voltage	U_I	≤ 18 V @ TP
Pull-Off Voltage	U_O	≥ 5 V @ TP
Test Voltage	U_P	26 V \pm 0,4 V
Coil Current	I_C	≤ 70 mA \pm 10 mA
Operate Time with Load	T_P	100.000 times/TP IN 2"ON / 2"OFF
Nominal Current	I_N	20 A
Max Continuous Current	I_{CM}	23 °C 20 A N/O 85 °C 13 A N/O
Max Switching Current	I_{SCA}	ON 70 A N/O OFF 30 A N/O
Operating Temperature	T_{OP}	-40 °C...+85 °C
Storage Temperature	T_{STO}	+110 °C @ 2 h
Test Temperature	T_P	+20 °C \pm 2 °C
Unit Weight	W	29 g

Materials

Baseplate	Nylon PA 6,6 + 30 % Glass fibre Black
Cap	Nylon PA 6,6 + 15 % Glass fibre
Bobbin Wire	24 V P155 IEC 60317
Spring	Cu Be 17410 ½ HT
Terminals	Cu Zn (6,3 x 0,8 mm)
Fixed Contact	Ag Ni 90/10
Moving Contacts	Ag Ni 90/10
Metal Bracket	CK 67 Hardness 490 \pm 525 HV1

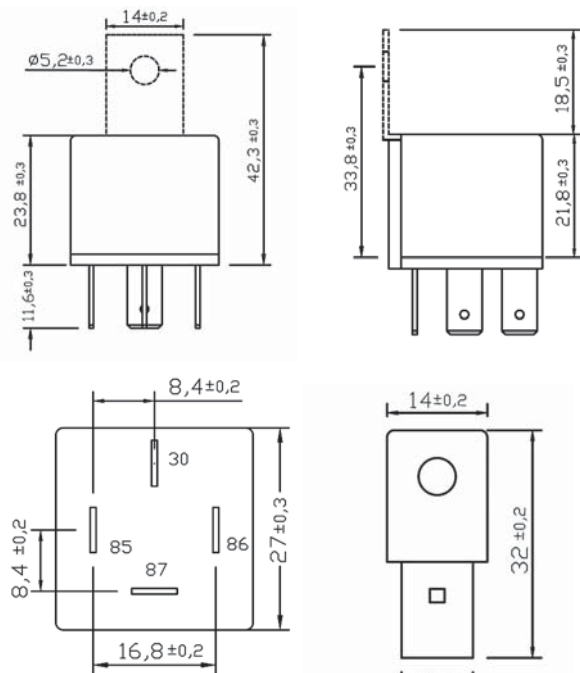
Approvals

In conformity with:	ISO 7588 – DIN 46244 – ISO 8092 UNI EN ISO 9001-2000 EU Dir. 2002/95/EC RoHS DIR. 95/54 CE REG. 10 ECE-ONU/02 DIN 40050: IP5K4 Terminals pointing downwards IMDS: 75948 IMDS: 81249968 Homologated e3 E3
---------------------	---



R1x-4B4-0
Normally Open – Type B

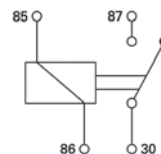
Dimensions



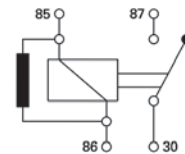
Bracket – cod. BS-01

Wiring diagram

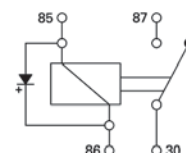
R10-4B4-0



R1R-4B4-0



R1D-4B4-0



Note: Recommended polarity:
86+ & 30+



Resistor Carbon Film
1500 Ω \pm 5%



Diode IN4007
1000 V 1 A