

Technical data

Nominal Voltage	U_N	12 V
Operating Voltage	U_{OP}	8 V...16 V
Voltage Drop	ΔU	≤ 50 mV @IN
Pull- In Voltage	U_I	≤ 8 V @TP
Pull-Off Voltage	U_O	$\geq 1,5$ V @TP
Test Voltage	U_P	13 V \pm 0,2 V
Coil Current	I_C	160 mA \pm 15 mA
Operate Time with Load	T_P	100.000 times/TP IN 2"ON / 2"OFF
Nominal Current	I_N	25 A
Max Continuous Current	I_{CM}	23 °C 25 A N/O 85 °C 17 A N/O
Max Switching Current ON	I_{sca}	120 A
Max Switching Current OFF	I_{sca}	30 A
Operating Temperature	T_{OP}	-40 °C...+85 °C
Storage Temperature	T_{STO}	+110 °C @ 2 h
Test Temperature	T_P	+20 °C \pm 2 °C
Unit Weight	W	20 g

Materials

Baseplate	Nylon PA 6,6 + 30 % Glass fibre Black
Cap	Nylon PA 6,6 + 15 % Glass fibre Black
Bobbin Wire	12 V P155 IEC 60317
Resin	Epoxide
Terminals	Cu Zn Term. 1, 2 (4,8 x 0,8 mm) Term. 3, 5 (6,3 x 0,8 mm)
Fixed Contact	Ag Ni 90/10
Moving Contacts	Ag Ni 90/10

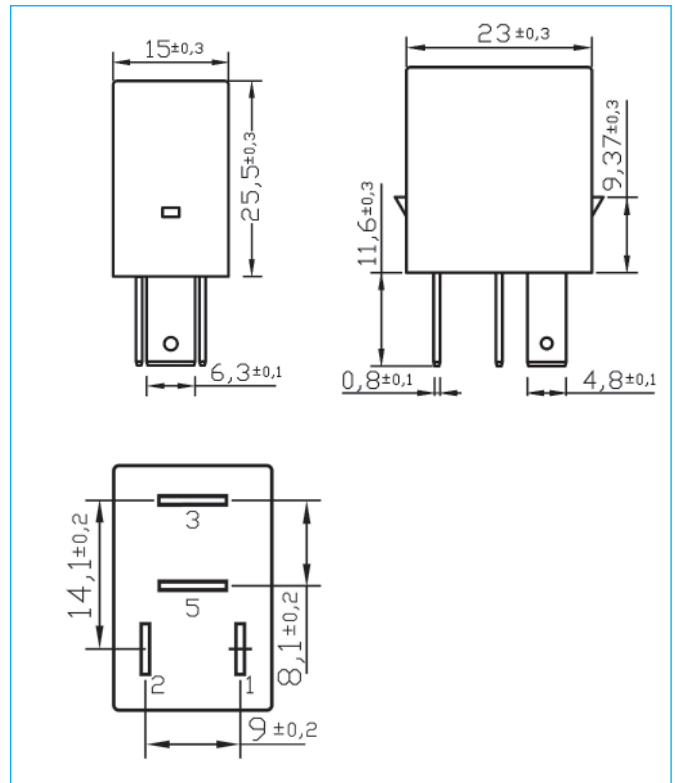
Approvals

In conformity with:	ISO 7588 – DIN 46244 – ISO 8092 UNI EN ISO 9001-2000 EU Dir. 2002/95/EC RoHS DIR. 95/54 CE REG. 10 ECE-ONU/02 DIN 40050: IP5K4 Terminals pointing downwards IMDS:75948
---------------------	---



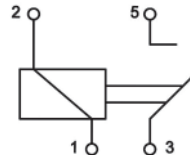
MR1x-204-0
Normally Open

Dimensions

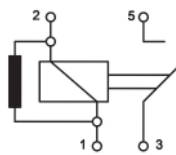


Wiring diagram

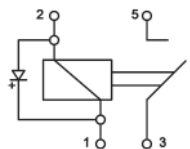
MR10-204-0



MR1R-204-0



MR1D-204-0



Note: Recommended polarity:
1+ & 3+



Resistor Carbon Film
560 Ω \pm 5%



Diode IN4007
1000 V 1 A