

Explanation to UL/CSA approvals




Rev. 2022-05-02











Model	File	Vol.	Sec.	Details UL-, CSA-approvals ⁴⁾									
				Type	UG	FW	U [V]	I [A]	TC	OL	SC	Standard(s)	Mark
Group 1													
10plus	E335289	1			B, C	2	300	10				UL1059, CSA C22.2 No. 158	
17plus	E216113	1	4				250 AC 80 DC	25 / 50 Si 1/10				UL 1801, CSA C22.2 No. 225	
18plus	E335289	1	3		B, D, F	2	300 / 30 (Si)	65 / 16 Si 1				UL 1059, CSA C22.2 No. 158	
19-xx	E335289	1	2		B, D	1	300	16				UL1059, CSA C22.2 No. 158	
80-PCB	E335289	1	2		B, D	1	300	16				UL1059, CSA C22.2 No. 158	
80plus	E335289	1			B, C	2	300	16				UL1059, CSA C22.2 No. 158	
81plus	E335289	1	1		B	2	277 AC 50 DC	16 16				UL1059, CSA C22.2 No. 158	
EM12, PM12	E335289	1	4		A ¹⁾ , B, C, E ²⁾	2	50	40 / 10				UL1059, CSA C22.2 No. 158	
X8340-S02	E216113	1	1				250 AC 80 DC	25 / 100 Si 6			3.5kA	UL 1801, CSA C22.2 No. 225	
X8340-S04	E216113	1	2				250 AC 80 DC	25 / 100 Si 6			3.5kA	UL 1801, CSA C22.2 No. 225	
X8340-SZ4	E216113	1	3				250 AC 80 DC	25 / 150 Si 6			3.5kA	UL 1801, CSA C22.2 No. 225	
X8345-D	E216113	1	5				277 AC 110 DC	125 / 600 Si 6				UL 1801, CSA C22.2 No. 60950	
HPCFAP	E216113	X2	A5				60 DC	125 / 375				UL 60950-1, CSA C22.2 No. 60950-1	
HPCFAP_R	E216113	X2	A13				60 DC	100 / 300				UL 60950-1, CSA C22.2 No. 60950-1	

Explanation to UL/CSA approvals

Rev. 2022-05-02

Model	File	Vol.	Sec.	Details UL-, CSA-approvals ⁴⁾									
				Type	UG	FW	U [V]	I [A]	TC	OL	SC	Standard(s)	Mark
Powerbox 2U	E216113	X2	A4				48 DC	24				UL 60950-1, CSA C22.2 No. 60950-1	
X8345R-S...0617	E216113	X3	A6				72 DC	125 / 750				UL 60950-1, CSA C22.2 No. 60950-1	
X8345R-S...0618	E216113	X3	A8				72 DC	50 / 300				UL 60950-1, CSA C22.2 No. 60950-1	

Group 2

104, 105, 106	E67320 CSA: 016186	1	1	OC	A, C	0	250 AC 48 DC	0.05-10 0.05-10	2	0	2kA, C1 0.2kA, C1	UL1077, CSA C22.2 No. 235 Supplementary Protector	
127, 129, 157, 2-5000, 2-5200, 2-5700	E67320	1	12	OC	A, C	0	250 AC 120 AC 50 DC 50 DC	0.05-20 0.05-20 0.05-5 6-25	2	0 1 0 0	2kA, C1a 2kA, C2 2.5kA, U1a 2kA, C1	UL1077 Supplementary Protector	
127, 129, 157, 2-5000, 2-5200, 2-5700	016186			OC	A, C	0	250 AC 120 AC 50 DC 50 DC	0.05-20 0.05-20 0.05-5 6-25	2	0 1 0 0	2kA, C2 2kA, C2 2.5kA, C2 2kA, C2	CSA C22.2 No. 235 Supplementary Protector	
1110	E67320 CSA: 016186	1	17	OC	B, D	0	250 AC 125 AC 50 DC	0.05-6,5 7-16 0.05-16	1	0	1kA, C1 1kA, U1 1kA, C1	UL 1077, CSA C22.2 No. 235 Supplementary Protector	
1115	E67320	1		OC	A, B, C, D	0	250 AC 250AC 32 DC 32 DC	1-2.5 3-16 1-2.5 3-16	2 1 2 1	0	1kA, C1 1kA, C1 0.2kA, C1 0.2kA, C1	UL 1077, CSA C22.2 No. 235 Supplementary Protector	
1140	E67320	1	21	OC	B	0	250 AC 50 DC	0.05-16 0.05-16	2	0	2kA, C1 2kA, U1	UL 1077 Supplementary Protector	
1140	016186			OC	B	0	250 AC 50 DC	0.05-16 0.05-16	2	0	1kA, C1 0.2kA, U1	CSA C22.2 No. 235 Supplementary Protector	
1180	E67320 CSA: 016186	1	32	OC	EA ¹⁾ , D	0	250 AC 72 DC	0.1-10 0.1-10	2	0	2kA, C1 2kA, C1	UL1077, CSA C22.2 No. 235 Supplementary Protector	

Explanation to UL/CSA approvals






Rev. 2022-05-02



Model	File	Vol.	Sec.	Details UL-, CSA-approvals ⁴⁾									
				Type	UG	FW	U [V]	I [A]	TC	OL	SC	Standard(s)	Mark
1190	E67320	1	44	OC	EA ¹⁾ , B, D	0	250 AC 72 DC	10-20 10-20	2	0	2kA, C1 2kA, C1	UL1077, CSA C22.2 No. 235 Supplementary Protector	
1410	E67320	1	18	OC	B, D	0	250 AC 60 DC (1410-F) 50 DC	0.63-10 0.63-5 0.63-10	2	0	2kA, C1 0.2kA, U1 0.2kA, C1	UL 1077 Supplementary Protector	
1410	016186			OC	B, D	0	125 AC 48 DC	0,63-8	2	0	2kA, C1 0.2kA, C1	CSA C22.2 No. 235 Supplementary Protector	
1658-G, 1658-E, 1658-F	E67320 CSA: 016186	2	1	OC	A, C	0	240 AC 240 AC 125 AC 125 AC 32 DC 32 DC	5-16 17-30 5-30 5-30 5-30 5-30	1	1 0 1 1 0 0	1kA, C1 0.5kA, C1 2kA, C1 0.5kA, U3 2kA, C1 0.5kA, U3	UL 1077, UL 1500, CSA C22.2 No. 235 Supplementary Protector	
1658-A	E29255	1	6	OC		0	125 AC 28 DC	5-30 5-30				UL 244A	











Explanation to UL/CSA approvals

Rev. 2022-05-02

Model	File	Vol.	Sec.	Details UL-, CSA-approvals ⁴⁾										Standard(s)	Mark
				Type	UG	FW	U [V]	I [A]	TC	OL	SC				
3120 X3120-M X3120-S X3120-N X3120-U	E67320 CSA: 016186	1	13	OC	EA ¹⁾ , B, D	0	250 AC	0.1-20	1	0 ^{a)}	5kA, C1	UL 1077, CSA C22.2 No. 235 Supplementary Protector	 		
							250 AC	21-30 ^{b)}	1	0	5kA, C1				
							250 AC	0.1-10 ^{c)}	1	1	2kA, C1				
							250 AC ¹⁾	0.1-2	1	1	10xIn, U3				
							250 AC ¹⁾	2.5-20	1	0	0.15kA, U3				
							250 AC ¹⁾	2.5-20 ^{d)}	1	0	0.25kA, U3				
							250 AC ¹⁾	0.1-16 ^{c)}	1	1	0.15kA, U3				
							250 AC ¹⁾	0.1-16 ^{c) d)}	1	1	0.25kA, U3				
							125 AC	11-16 ^{c)}	1	1	1kA, C1				
							50 DC	0.1-20	1	0	1kA, C1				
							50 DC ¹⁾	0.1-2	1	0	10xIn, U3				
							50 DC ¹⁾	2.5-20	1	0	0.15kA, U3				
							50 DC ¹⁾	2.5-20 ^{d)}	1	0	0.25kA, U3				
							50 DC ¹⁾	0.1-16 ^{c)}	1	0	0.15kA, U3				
							50 DC ¹⁾	0.1-16 ^{c) d)}	1	0	0.25kA, U3				
^{a)} for $I_N \leq 16A$ OL: 1 ^{b)} two poles paralleled ^{c)} with magnetic release module X3120-M1 ^{d)} 2-pole															
3130	E67320 CSA: 016186	1	23	OC	B, D	0	250 AC	0.1-16 ^{a)}	2	1 ^{d)}	3.5kA, C1	UL 1077, UL 1500, CSA C22.2 No. 235 Supplementary Protector	 		
							250 AC	0.1-12 ^{b)}			5kA, C1				
							50 DC	0.1-16 ^{c)}			2kA, C1				
							^{a)} 1- and 2-pole ^{b)} 3-pole, 3-phase ^{c)} 1-, 2-, 3-pole ^{d)} for CSA: OL:0 for 250VAC 16A and 50VDC 0.1-16A								
X3120, X3130, XR38	E467544	1	1				250 AC	1-20			UL 60320-1, CSA C22.2 No.60320-1				






Explanation to UL/CSA approvals

Rev. 2022-05-02

Model	File	Vol.	Sec.	Details UL-, CSA-approvals ⁴⁾										Standard(s)	Mark
				Type	UG	FW	U [V]	I [A]	TC	OL	SC				
3131	E67320	1	37	OC	A, C	0	250 AC 32 DC 32 DC 12 DC	0.1-20	2	0	3kA, U1 2.5kA, U1 2.5kA, C2 2.5kA, U2	UL 1077, UL 1500, CSA C22.2 No. 235 Supplementary Protector			
3140 X3120-M X3120-S X3120-N X3120-U	E67320 CSA: 016186	1	13	OC	EA ¹⁾ , B, D	0	250 AC	0.1-16	1	1	5kA, C1	UL 1077, CSA C22.2 No. 235 Supplementary Protector	 		
							250 AC	21-30 ^{a)}	1	0	5kA, C1				
							250 AC	0.1-10 ^{a)}	1	1	2kA, C1				
							125 AC	11-16 ^{b)}	1	1	1kA, C1				
							50 DC	0.1-16	1	0	1kA, C1				
^{a)} 2 poles paralleled ^{b)} with magnetic release module X3120-M1															
4130	E67320 CSA: 016186	1	30	OC	A	0	240 AC 120 AC 120 AC 50 DC 50 DC	20-80 20-60 80 20-50 60-80	2	0	1kA, C1 3.5kA, C1 2kA, C1 3.5kA, C1 2kA, C1	UL 1077, CSA C22.2 No. 235 Supplementary Protector			
2-6400	E67320 CSA: 016186	1	7	OC	A, C	0	250 AC 250 AC 250 AC	0.05-4.5 5-8 8.5-16	2	0	0.2kA, C1 1kA, C1 2kA, C1	UL 1077, CSA C22.2 No. 235 Supplementary Protector	 		
2-6500	E29255 CSA: 016186	1	5	OC		0	250 AC 28 DC	0.1-15				UL 244A, CSA C22.2 No. 235	 		
3300, 3400, 3500, 3600, 201	E67320	1	27	OC	A, C	0	250 AC 80 DC 65 DC	0.05-16 0.05-16 0.05-25	2	0	1kA, U1 1kA, U1 1kA, U1	UL 1077, CSA C22.2 No. 235 Supplementary Protector			
201	CSA: 016186			OC	A, C	0	250 AC 80 DC	0.05-16 0.05-16	2	0	1kA, U1 1kA, U1	CSA C22.2 No. 235 Supplementary Protector			

Explanation to UL/CSA approvals

Rev. 2022-05-02

Model	File	Vol.	Sec.	Details UL-, CSA-approvals ⁴⁾									
				Type	UG	FW	U [V]	I [A]	TC	OL	SC	Standard(s)	Mark
2210	E67320 CSA: 016186	1	14	OC	A ^{a)} , B, C, D	0	277 AC	0.1-16	1	0	5kA, C1	UL 1077, CSA C22.2 No. 235 Supplementary Protector	
							277 AC	18-32			2kA, C1		
							277/480 AC	0.1-16			5kA, C1		
							277/480 AC	18-32			2kA, C1		
							277 AC	0.1-5			0.4kA, U3 ¹⁾		
							277 AC	6-32			0.8kA, U3 ¹⁾		
							277/480 AC	0.1-5			0.4kA, U3 ¹⁾		
							277/480 AC	6-32			0.5kA, U3 ¹⁾		
							65 DC	0.1-32			2kA, U1a ¹⁾		
							65 DC	0.1-32			2kA, U1 ²⁾		
65 DC	0.1-5	0.4kA, U3 ¹⁾											
65 DC	6-32	0.8kA, U3 ¹⁾											
2215	E67320 CSA: 016186	1	19	OC	B, D	0	250 AC	0.05	2	0	0.2kA, C1	UL 1077 , CSA C22.2 No. 235 Supplementary Protector	
							250 AC	0.1-6.5			1kA, C1		
							250 AC	7-10			2kA, C1		
							75 DC	0.05-12.5			1kA, U1		
							75 DC	20			0.8kA, U1		
2216	E67320 CSA: 016186	1	40	OC	FA	0	277 AC	0.1-10	1	1	1kA, C1	UL 1077, CSA C22.2 No. 235 Supplementary Protector	
							277 AC	12-16			0		
							50 DC	0.1-16 (1-pole)			1		
							80 DC	0.1-10 (2-pole)			1		
							80 DC	12-16 (2-pole)			0		
2216 (+Socket 80plus, 81plus)	E362760	1	1	AC-1	gen. use	1	277 AC	0.1-10			UL 60947-4-1, CSA C22.2 No. 60947-4-1		
				DC-1			50 DC	0.1-16 (1-pole)					
				DC-1			80 DC	0.1-10 (2-pole)					
4220	E223877	1	2			1	120 AC	0.1-32			5kA	UL 489, CSA C22.2 No. 5	
							60 DC						

Explanation to UL/CSA approvals

Rev. 2022-05-02








Model	File	Vol.	Sec.	Details UL-, CSA-approvals ⁴⁾										Mark
				Type	UG	FW	U [V]	I [A]	TC	OL	SC	Standard(s)		
4230	E67320	1		OC	A A EA A A	3	240 AC 277 AC 480 AC Y 60 DC 125 DC	1-63 1-63 1-63 (2-4-pole) 1-63 1-63 (2 poles in series)	1 0 1 0 0	1 0 1 0 0	7.5kA, U1 5kA, U1 7.5kA, U1 7.5kA, U1 7.5kA, U1	UL 1077, CSA C22.2 No. 235 Supplementary Protector		
4230	E223877	1				1	120 AC 240 AC 277 AC 480Y/277 AC 60 DC 125 DC	1-63 (1-pole) 1-63 (2, 3-pole) 1-32 (1-pole) 1-32 (2, 3-pole) 1-63 (1-pole) 1-63 (2-pole)			10kA	UL 489, CSA C22.2 No. 5		

Group 4

808	E67320	1	22	OC	B, D	0	120 AC 60 DC	0.006-8	2	0	2kA, U1 1kA, U1	UL1077, CSA C22.2 No. 235 Supplementary Protector	
8330	E67320 CSA: 227881	1		OC, SPV	1p: A 2p: EA	0	250 AC 250 AC 250 AC 125 AC 125/250 AC 32 DC 32 DC 32 DC 50 DC 65 DC 65 DC 65 DC 65 DC 65 DC	0.02-12 12.5-18 0.02-30 (2-pole) 0.02-30 0.02-30 0.02-15 (1-pole) 15-25 (1-pole) 0.02-25 (1-pole) 0.02-7.5A (1-pole) 0.02-4A (1-pole) 4-25A (1-pole) 0.02-15 (2-pole) 12-25 (2-pole) 0.02-25 (2-pole)	1, 2 1 0 1 0 0 0 1 0 0 1 0 0 0 0 1 0 0 0 0	1 0 1 0 0 0 1 0 0 1 0 1 0 0 0 0 0 0 0	1kA, U1 1kA, C1 1kA, U1 1kA, U1 1kA, U1 1kA, U1 1kA, U1 3kA, C1 ²⁾ 1kA, U1 1kA, U1 0.2kA, U1 1kA, U1 1kA, U1 5kA, C1	UL 1077, CSA C22.2 No. 235 Supplementary Protector	



Explanation to UL/CSA approvals

Rev. 2022-05-02











Model	File	Vol.	Sec.	Details UL-, CSA-approvals ⁴⁾										Standard(s)	Mark
				Type	UG	FW	U [V]	I [A]	TC	OL	SC				
8335	E67320	5	1	OC	A, C	0	80 DC	1-30	0 ^{a)}	0	3kA, U1a	UL 1077, CSA C22.2 No. 235 Supplementary Protector			
							80 DC	35-50	0	0	1.5kA, U1a				
							32 DC	1-50	0	0	5kA, U3 ^{b)}				
							65 DC	1-50	0	0	3kA, U1a ^{b)}				
							125 AC	1-30	1	1	3kA, U1a ^{b)}				
							125 AC	30-35	1	1	1kA, U1a				
							250 AC	1-30	0	0	3kA, U1a ^{b)}				
							250 AC	30-50	0	0	1kA, U1a				
							250 AC	1-30	0	0	5kA, C1a				
							125/250 AC	1-30 (2-pole)	1	1	3kA, U1a ^{b)}				
							125/250 AC	30-35 (2-pole)	1	1	2kA, U3				
							125/250 AC	35-50 (2-pole)	0	0	2kA, U3				
							250 AC	1-30 (3-pole)	0	0	5kA, U1a				
							250 AC	30-50 (3-pole)	0	0	1kA, U3				
									^{a)} TC: 2 for characteristic F1, F2	^{b)} additionally UL1500					
8335	E217526	3	1				80 DC	1-50 (1, 2-pole)			1.5kA	UL489A			
8340-F, 8340-T, 8340-G	E67320 CSA: 016186	1	15	OC	B, D	0	F, T: 250 AC F, T: 250 AC F, T, G: 80 DC F, T, G: 80 DC G: 250 AC G: 80 DC F, G, T: 80 DC	0.02-30 (1-pole) 0.02-30 (2, 3-pole) 0.02-50 (1, 2-pole) ¹⁾ 0.02-40 (1, 2-pole) ²⁾ 0.02-30 0.02-30 60-100 (2 poles ¹⁾ paralleled)	1,2 ³⁾	0	3.5kA, U1 5kA, U1 3.5kA, U1 3.5kA, U1 3.5kA, U1 2kA, U2 ¹⁾ 3.5kA, U1	UL 1077, CSA C22.2 No. 235 Supplementary Protector	 		
8340-T, 8340-G	E217526	1	1				80 DC	0.05-30 (1, 2-pole)			2kA	UL489A			

Explanation to UL/CSA approvals

Rev. 2022-05-02















Model	File	Vol.	Sec.	Details UL-, CSA-approvals ⁴⁾										Mark
				Type	UG	FW	U [V]	I [A]	TC	OL	SC	Standard(s)		
8345 X8345-S X8345-R X8345-F	E67320	1	35	OC	A, C	0	80DC	0.02-125	0 ^{a)}	0	10kA; U2	UL 1077, CSA C22.2 No. 235 Supplementary Protector		
							80 DC	0.02-50	1	10kA, U2				
							125 DC	0.02-100	0	3kA, U3				
							277/480 AC	0.02-70	0	5kA, C1				
							480 AC	0.02-70	0	5kA, C1				
							277 AC	0.02-50	1	5kA, C1				
a) TC: 2 for characteristics E1,E2,E5,E6,F1,F2,G1,G2,H1,H2,H5,H6,M0,R1,R2,R5,R6,X1,X2														
8345 X8345-S	E223877	1	1				240 AC	0.05-20			5kA	UL489, CSA C22.2 No. 5		
							120/240 AC	0.05-80			5kA			
							120 AC	0.05-80			5kA			
							80 DC	0.05-125			10kA			

Group 5

412	E67320 CSA: 016186	1	26	OC	B, D	0	28 DC	0.1-35	2	0	6kA, U2 ¹⁾ 6kA, U1 ²⁾	UL1077, CSA C22.2 No. 235 Supplementary Protector	
413	E67320 CSA: 016186	1	25	OC	B, D	0	28 DC	30-90	2	0	6kA, U1, 2kA, U2 ²⁾	UL1077, CSA C22.2 No. 235 Supplementary Protector	
446	E67320 CSA: 016186	1	29	OC	A	0	28 DC	30-400	1 ¹⁾ 2 ²⁾	0	10kA, U3 ¹⁾ 10kA, U2 ²⁾	UL1077, CSA C22.2 No. 235 Supplementary Protector	
447	E67320 CSA: 016186	1	29	OC	A	0	28 DC	80-400	1 ¹⁾ 2 ²⁾	0	10kA, U3 ¹⁾ 10kA, U2 ²⁾	UL1077, CSA C22.2 No. 235 Supplementary Protector	
449	E67320 CSA: 016186	1	29	OC	A	0	28 DC	100-350	1 ¹⁾ 2 ²⁾	0	10kA, U3 ¹⁾ 10kA, U2 ²⁾	UL1077, CSA C22.2 No. 235 Supplementary Protector	
452	E67320 CSA: 016186	1	28	OC	A, C	0	28 DC 72 DC	50-125 50-125	2	0	6kA, U2 0.9kA, U2	UL1077, CSA C22.2 No. 235 Supplementary Protector	
482	E67320 CSA: 016186	1	31	OC	A, C	0	72 DC	0.1-50	2	0	5kA, U1a ¹⁾ 5kA, U1 ²⁾	UL1077, CSA C22.2 No. 235 Supplementary Protector	 
483	E67320 CSA: 016186	1	24	OC	B, D	0	250 AC 75 DC	1-25 1-35	2	0	1kA, C1 3.5kA, C1	UL1077, CSA C22.2 No. 235 Supplementary Protector	
4120	E217526	1	36	OC	A, C	0	50 DC	0.5-25	2	0	6kA, U1	UL1077, CSA C22.2 No. 235 Supplementary Protector	











Explanation to UL/CSA approvals

Rev. 2022-05-02

Model	File	Vol.	Sec.	Details UL-, CSA-approvals ⁴⁾										Mark
				Type	UG	FW	U [V]	I [A]	TC	OL	SC	Standard(s)		
520	E67320	1	33	OC	A, C	0	277 AC	7-125	2	0	5kA, U1	UL1077, CSA C22.2 No. 235 Supplementary Protector		
Group 6														
ESS20, SESS20	E67320	1	34	OC	A, C	0	28 DC	0.5-10	0	0	5kA, U2	UL 1077 Supplementary Protector		
ESS22	E67320	1	41	OC	EA, EC	0	30 DC	0.5-10	2	0	0.3kA, U3 5kA, C3	UL1077, CSA C22.2 No. 235 Supplementary Protector		
ESS30 ESS31	E67320	1	42	OC	EA, EC	0	30 DC	0.5-10 0.5-12	0	1	0.3kA, U3, 2kA, C3	UL1077, CSA C22.2 No. 235 Supplementary Protector		
ESS30 ESS31	E306740	1	4				24 DC 24 DC	0.5-10 0.5-12				UL 2367, UL 1310 (max. 3.6A)		
ESS31	E362760	1	2			1	30 DC	0.5-12				UL 60947-4-1, CSA C22.2 No.60947-4-1		
ESX10, ESX10-T, ESX10-S	E306740	1	1				12 DC 24, 48 DC	0.5-10 0.5-16				UL 2367		
SPR10 ESX10-T	E306740	1	1				12, 24 DC 24 DC	20-25 20-25				UL 2367		
ESX10, ESX10-T	E320024	1	1				12, 24 DC	0.5-16				UL 121201 Cl. I, Div. 2, haz. loc.		
ESX10, ESX10-T, ESX10-S	E322549	1	1				12 DC 24, 48 DC	0.5-10 0.5-16				UL 508, CSA C22.2 No. 14		
SPR10 ESX10-T	E322549	1	1				12, 24 DC 24 DC	20-25 20-25				UL 508, CSA C22.2 No. 14		
ESX10-T	E322549	2	2			1	12 DC 24, 48 DC	0.5-10 0.5-16				UL 508, CSA C22.2 No. 14		
SPR10, ESX10-T	E322549	2	2			1	12, 24 DC 24 DC	20-25 20-25				UL 508, CSA C22.2 No. 14		
ESX10, ESX10-T	016186						24 DC	0.5-12				CSA C22.2 No. 213 Cl. I, Div. 2, haz. loc.		

Explanation to UL/CSA approvals

Rev. 2022-05-02

Model	File	Vol.	Sec.	Details UL-, CSA-approvals ⁴⁾									
				Type	UG	FW	U [V]	I [A]	TC	OL	SC	Standard(s)	Mark
REF16	E306740	1	2				24 DC	0.05 - 10				UL 2367	
REF16 (+socket 80plus, 81plus)	E322549	2	1			1	24 DC	0.05 - 10				UL 508, CSA C22.2 No. 14	
REF16 (+socket 80plus, 81plus)	165971						24 DC	0.5-10				CSA C22.2 No. 213 Cl. I, Div. 2, haz. loc.	
REX12, REX12D, CPC12	E306740	1	3				24 DC	1-10				UL 2367, UL 1310 (max. 4A)	
REX12, REX12D CPC12	E492388	1	1			1	24 DC	1-10				UL 508, CSA C22.2 No. 14	
REX12, REX12D,	E320024	1	2				24 DC	1-10				UL 121201 Cl. I, Div. 2, haz. loc.	
ESX60D, CPC20	E306740	1	5				24 DC	1-10				UL 2367	
ESX60D, CPC20 (+socket 18plus)	E492388	1	2			1	24 DC	1-10				UL 508, CSA C22.2 No. 14	
REX22, REX22D, CPC12	E306740	1	6				24 DC	1-20				UL 2367, UL 1310 (max. 3,6A)	
REX22, REX22D, CPC12	E492388	1	3				24 DC	1-20				UL 508, CSA C22.2 No. 14	

¹⁾ applicable for UL approval only

²⁾ applicable for CSA approval only

³⁾ TC2 for trip curves F1, F2, F4, F5, G1, G2, G4, G5, M0 and combinations thereof; all other trip curves: TC1

Explanation to UL/CSA approvals

Rev. 2022-05-02

4) Coding to UL 1077 and CSA C 22.2 No. 235 for Supplementary Protectors

Type	OC	overcurrent type
	OV	overvoltage type
	UV	undervoltage type
	SPOC	shunt protector, overcurrent type
	SPV	shunt protector, voltage type
UG (use group)	A	general industrial
	B	household kitchen appliances
	C	household appliances
	D	commercial appliances
	E ^{a),b)}	pollution degree 3, overvoltage category 2
	F ^{a)}	pollution degree 3, overvoltage category 4
FW (terminals)	0	suitable for factory wiring
	1	Line terminals investigated for field wiring
	2	Load terminals investigated for field wiring
	3	Line-and-load terminals investigated for field wiring
TC (tripping current)	0	tripping current is less than 125% of I_N (amp rating)
	1	tripping current is between 125 and 135% of I_N (amp rating)
	2	tripping current is more than 135% of I_N (amp rating)
	3	tripping current and time is standardized at 135 and 200% I_N (amp rating)
OL (overload rating)	0	tested at 1.5 times amp rating for general use
	1	tested at 6 times ac rating or 10 times dc rating for motor starting applications
SC (short-circuit rating)	C	a short-circuit test was conducted with series overcurrent protection
	U	a short-circuit test was conducted without series overcurrent protection
	1	a recalibration test and dielectric strength test were not conducted
	1a	the supplementary protector was permanently open after the short-circuit test; a dielectric strength test and a voltage withstand test were conducted
	2	a recalibration test and dielectric strength test were conducted testing
	3	a recalibration test, dielectric strength test, and voltage withstand test were conducted

^{a)} alternative assessment of creepage and clearance distances to UL840, is used together with coding A to D

^{b)} alternative assessment of creepage and clearance distances to CSA C22.2 No. 0.2, is used together with coding A to D